

## DAYANAND COLLEGE OF COMMERCE, LATUR

Analysis of Feedback on curriculum from Parents


Academic Year 2018-19

Parameters	5	4	3	2	1	Total Responses	Grade
	Excellent	Very Good	Good	Average	Below Average		
1. Does the curriculum contributes the national development?	15	17	20	2	0	54	4.67
2. Does the curriculum fosters global competencies among students?	12	21	15	5	1	54	3.70
3. Does the curriculum helps to inculcate a value system among students?	15	26	9	3	1	54	4.78
4. Does the curriculum promotes the use of ICT?	18	24	9	2	1	54	4.04
5. Does the curriculum promotes the skill development of students?	16	14	16	4	4	54	4.52
6. Does the curriculum gives the proper weightage to employability/enterpreneurship?	12	15	17	8	2	54	3.50
7. Does the curriculum incorporates latest advancements in the subjects?	12	20	15	4	3	54	4.30
8. Does the curriculum fulfill learning objectives?	16	15	17	6	0	54	3.76
9. Does the curriculum consider the needs of slow learners and advanced learners?	14	11	20	5	4	54	4.26
10. Overall Rating	21	16	6	8	3	54	3.81
<b>Overall Grade</b>							<b>4.13</b>

The number of feedback forms received is 54 and overall feedback is 'Very Good' with average grade 4.13 out of 5.

  
Feedback committee

  
IQAC Coordinator

  
Principal

## DAYANAND COLLEGE OF COMMERCE, LATUR

Analysis of Feedback on curriculum from Alumni


Academic Year 2018-19

Parameters	5	4	3	2	1	Total Responses	Grade
	Excellent	Very Good	Good	Average	Below Average		
1. Applicability/relevance to real life situations&local developmental needs	29	43	45	16	0	133	3.64
2. Weightage given to Employability	20	25	53	31	4	133	3.20
3. Weightage given to Entrepreneurship	36	37	32	27	1	133	3.60
4.Weightage given to Skill development	30	45	34	23	1	133	3.60
5. Weightage given to project	32	42	31	23	5	133	3.55
6. Weightage given to practical, field work component	17	41	46	17	12	133	3.26
7. Depth of the course content	35	46	32	16	4	133	3.69
8. Inclusion/incorporation of latest advancements in the subject	21	51	44	15	2	133	3.56
9. Difficulty level of course content	17	53	44	17	2	133	3.50
10. Optimization of course content	18	43	44	27	1	133	3.38
11. Usefulness of Curriculum at workplace	27	53	38	12	3	133	3.67
12. Fulfilment of Learning objectives	29	45	46	13	0	133	3.68
13. Level of Course Outcomes	29	43	39	19	3	133	3.57
14. Weightage given to Learning values (in terms of knowledge, concepts, manual skills, analytical abilities and broadening perspectives)	23	51	45	12	2	133	3.61
15. Quality, Clarity & relevance of textual reading / Reference material/ Study material	44	41	38	10	0	133	3.89
16. Creation of interest to pursue higher education	42	48	31	8	4	133	3.87
17.Measures to additional understanding of difficult course content to slow learners	29	41	41	15	7	133	3.53
18. Overall rating	43	47	32	10	1	133	3.91
<b>Overall Grade</b>							<b>3.59</b>

The number of feedback forms received is 133 and overall feedback is ' Good' with average grade 3.59 out of 5.

  
Feedback Committee

  
IQAC Coordinator

  
Principal

# DAYANAND COLLEGE OF COMMERCE, LATUR

Analysis of Feedback on curriculum from Students


Academic Year 2018-19

Parameters	5	4	3	2	1	Total Responses	Grade
	Excellent	Very Good	Good	Average	Below Average		
1. Applicability/relevance to real life situations&local developmental needs	33	60	64	39	35	231	3.07
2. Weightage given to Employability	38	60	48	42	43	231	3.03
3. Weightage given to Entrepreneurship	38	63	54	40	36	231	3.12
4.Weightage given to Skill development	71	56	34	35	35	231	3.40
5. Weightage given to project	62	53	41	37	38	231	3.28
6. Weightage given to practical, field work component	43	40	52	45	51	231	2.91
7. Depth of the course content	59	61	43	31	37	231	3.32
8. Inclusion/incorporation of latest advancements in the subject	57	55	43	32	44	231	3.21
9. Difficulty level of course content	36	56	58	49	32	231	3.06
10. Optimization of course content	100	43	24	21	43	231	3.59
11. Usefulness of Curriculum at workplace	44	58	55	42	32	231	3.17
12. Fulfilment of Learning objectives	36	81	49	43	22	231	3.29
13. Level of Course Outcomes	46	71	52	32	30	231	3.31
14. Weightage given to Learning values (in terms of knowledge, concepts, manual skills, analytical abilities and broadening perspectives)	49	59	60	28	35	231	3.26
15. Quality, Clarity & relevance of textual reading / Reference material/ Study material	44	70	48	37	32	231	3.25
16. Creation of interest to pursue higher education	71	58	38	28	36	231	3.43
17.Measures to additional understanding of difficult course content to slow learners	35	61	53	40	42	231	3.03
18. Overall rating	42	86	40	30	33	231	3.32
<b>Overall Grade</b>							<b>3.23</b>

The number of feedback forms received is 231 and overall feedback is 'Good' with average grade 3.23 out of 5.

  
Feedback Committee

  
IQAC Coordinator

  
Principal

# DAYANAND COLLEGE OF COMMERCE, LATUR

Analysis of Feedback on curriculum from Teachers


Academic Year 2018-19

Parameters	5	4	3	2	1	Total Responses	Grade
	Excellent	Very Good	Good	Average	Below Average		
1. Applicability/relevance to real life situations&local developmental needs	10	21	8	2	0	41	3.95
2. Weightage given to Employability	6	22	10	3	0	41	3.76
3. Weightage given to Entrepreneurship	8	18	13	2	0	41	3.78
4.Weightage given to Skill development	11	13	11	6	0	41	3.71
5. Weightage given to project	12	16	8	3	2	41	3.80
6. Weightage given to practical, field work component	10	15	9	4	3	41	3.61
7. Depth of the course content	7	21	9	4	0	41	3.76
8. Inclusion/incorporation of latest advancements in the subject	13	17	6	4	1	41	3.90
9. Difficulty level of course content	7	13	18	2	1	41	3.56
10. Optimization of course content	20	5	10	5	1	41	3.93
11. Usefulness of Curriculum at workplace	8	19	9	4	1	41	3.71
12. Fulfilment of Learning objectives	10	20	7	3	1	41	3.85
13. Level of Course Outcomes	7	21	10	3	0	41	3.78
14. Weightage given to Learning values (in terms of knowledge, concepts, manual skills, analytical abilities and broadening perspectives)	13	22	3	3	0	41	4.10
15. Quality, Clarity & relevance of textual reading / Reference material/ Study material	12	15	10	3	1	41	3.83
16. Creation of interest to pursue higher education	17	13	8	3	0	41	4.07
17.Measures to additional understanding of difficult course content to slow learners	9	17	9	4	2	41	3.66
18. Overall rating	11	19	8	3	0	41	3.93
<b>Overall Grade</b>							<b>3.82</b>

The number of feedback forms received is 41 and overall feedback is 'Good' with average grade 3.82 out of 5.

  
Feedback Committee

  
IQAC Coordinator

  
Principal